

# Tables

# 80 Series

Available in Oak & Maple Wood

LOUNGE TABLES









L-80-2424P18-S



V-80-2448P18-E

80 Series

### How To Order

1. Top Material	2. Model Number	3. Edge
V Veneer	See chart below.	HPL Self Edge
L Laminate		S 
		A  SQUARE
		B  BULLNOSE
		C  TRADITIONAL
		D  THUMBNAIL
		E  BEVEL
V-80-2448P18-E	V-80-2448P18-E	V-80-2448P18-E



Model Number	PRICE		SPECIFICATIONS			
	HPL Self Edge S	Edges A / B / C / D / E	Width	Depth	Height	Weight (lbs.)
V-80-2424P18-__	\$385	\$415	24	24	18	28
L-80-2424P18-__	\$385	\$415	24	24	18	28
V-80-2448P18-__	\$449	\$483	48	24	18	46
L-80-2448P18-__	\$449	\$483	48	24	18	46
V-80-3232P18-__	\$431	\$464	32	32	18	42
L-80-3232P18-__	\$431	\$464	32	32	18	42
V-80-36RP18-__	\$530	\$596	36		18	42
L-80-36RP18-__	\$530	\$596	36		18	42

See page 148 - 149 for Veneer and Laminate selections.

# 320 Series

Available in Oak & Maple Wood








V-320-2424P18-E



L-320-2448P18-E

### How To Order

1. Top Material	2. Model Number	3. Edge
V Veneer L Laminate	See chart below.	A  SQUARE B  BULLNOSE C  TRADITIONAL D  THUMBNAIL E  BEVEL
V-320-2448P18-E	V-320-2448P18-E	V-320-2448P18-E



Model Number	PRICE	SPECIFICATIONS			
	Edges A / B / C / D / E	Width	Depth	Height	Weight (lbs.)
V-320-2424P18-__	\$618	24	24	18	50
L-320-2424P18-__	\$618	24	24	18	50
V-320-2448P18-__	\$771	48	24	18	68
L-320-2448P18-__	\$771	48	24	18	68
V-320-3232P18-__	\$757	32	32	18	76
L-320-3232P18-__	\$757	32	32	18	76

See page 148 - 149 for Veneer and Laminate selections.

# 470 Series

Available in Oak & Maple Wood

LOUNGE TABLES




V-470-2424P18-E

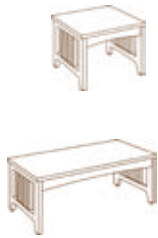


L-470-2448P18-E

### How To Order

1. Top Material	2. Model Number	3. Edge
V Veneer	See chart below.	E 
L Laminate		
V-470-2448P18-E	V-470-2448P18-E	V-320-2448P18-E

470 Series



Model Number	PRICE		SPECIFICATIONS			
		Edge E	Width	Depth	Height	Weight (lbs.)
V-470-2424P18-E	\$624		24	24	18	50
L-470-2424P18-E	\$624		24	24	18	50
V-470-2448P18-E	\$733		48	24	18	68
L-470-2448P18-E	\$733		48	24	18	68

See page 148 - 149 for Veneer and Laminate selections.

# 5700 Series

Available in Oak & Maple Wood








V-5700-2424P18-E



L-5700-2448P18-E

### How To Order

1. Top Material	2. Model Number	3. Edge
V Veneer	See chart below.	A  SQUARE
L Laminate		B  BULLNOSE
		C  TRADITIONAL
		D  THUMBNAIL
		E  BEVEL
V-5700-2424P18-A	V-5700-2424P18-A	V-5700-2424P18-A



Model Number	PRICE	SPECIFICATIONS			
	Edges A / B / C / D / E	Width	Depth	Height	Weight (lbs.)
V-5700-2424P18-__	\$533	24	24	18	48
L-5700-2424P18-__	\$533	24	24	18	48
V-5700-2448P18-__	\$699	48	24	18	61
L-5700-2448P18-__	\$699	48	24	18	61
V-5700-3232P18-__	\$679	32	32	18	71
L-5700-3232P18-__	\$679	32	32	18	71
WS Option	\$55				

See page 148 - 149 for Veneer and Laminate selections.

# Library Tables

Available in Oak & Maple Wood

TABLES



V-3660P29-E-T



Library

## How To Order

1. Top Material	2. Model Number	3. Edge - Veneer tops only available with edges A-G			4. Leg	
V Veneer L Laminate	See chart below.	S (HPL Self Edge) 3P (PVC)	A SQUARE B BULLNOSE C TRADITIONAL	D THUMBNAIL E BEVEL	F KNIFE G REVERSE KNIFE	S (Square) T (Tapered)
V-4284P29-S-T	V-4284P29-S-T	V-4284P29-S-T				V-4284P29-S-T

Rectangle



Model Number	PRICE			SPECIFICATIONS			
	S (HPL Self Edge) & 3P (PVC)	Edge Options A / B / C / D / E	Edge Options F / G	Width	Depth	Height	Weight (lbs.)
V-3042P29 - __ - __	N/A	\$706	\$744	30	42	29	60
L-3042P29 - __ - __	\$572	\$630	\$665	30	42	29	60
V-3060P29 - __ - __	N/A	\$784	\$838	30	60	29	95
L-3060P29 - __ - __	\$627	\$700	\$748	30	60	29	95
V-3660P29 - __ - __	N/A	\$853	\$904	36	60	29	105
L-3660P29 - __ - __	\$693	\$761	\$807	36	60	29	105
V-3672P29 - __ - __	N/A	\$977	\$1,031	36	72	29	125
L-3672P29 - __ - __	\$791	\$872	\$921	36	72	29	125
V-4260P29 - __ - __	N/A	\$1,090	\$1,147	42	60	29	132
L-4260P29 - __ - __	\$900	\$973	\$1,024	42	60	29	132
V-4272P29 - __ - __	N/A	\$1,221	\$1,281	42	72	29	140
L-4272P29 - __ - __	\$1,013	\$1,090	\$1,143	42	72	29	140
V-4284P29 - __ - __	N/A	\$1,349	\$1,414	42	84	29	150
L-4284P29 - __ - __	\$1,168	\$1,204	\$1,263	42	84	29	150

**JUVENILE - 27" and 25" table heights available. Specify on order.**

**Add \$125 list upcharge for any special laminates.**

**Add \$80 list upcharge for quantities of less than 3 laminate tables.**

**See page 148 - 149 for Veneer and Laminate selections.**

# Library Tables

Available in Oak & Maple Wood



L-42RP29-E-S



TABLES

Library

## How To Order

1. Top Material	2. Model Number	3. Edge - Veneer tops only available with edges A-G			4. Leg	
V Veneer L Laminate	See chart below.	S (HPL Self Edge) 3P (PVC)	A SQUARE B BULLNOSE C TRADITIONAL	D THUMBNAIL E BEVEL	F KNIFE G REVERSE KNIFE	S (Square) T (Tapered)
V-4284P29-S-T	V-4284P29-S-T	V-4284P29-S-T				V-4284P29-S-T

Square



Round



Model Number	PRICE			SPECIFICATIONS			
	S (HPL Self Edge) & 3P (PVC)	Edge Options A / B / C / D / E	Edge Options F / G	Width	Depth	Height	Weight (lbs.)
V-3636P29 - _ - _	N/A	\$710	\$747	36	36	29	70
L-3636P29 - _ - _	\$578	\$634	\$667	36	36	29	70
V-4242P29 - _ - _	N/A	\$841	\$885	42	42	29	80
L-4242P29 - _ - _	\$694	\$751	\$791	42	42	29	80
V-4848P29 - _ - _	N/A	\$971	\$1,023	48	48	29	90
L-4848P29 - _ - _	\$800	\$867	\$914	48	48	29	90

V-36RP29 - _ - _	N/A	\$840	\$870	36	36	29	42
L-36RP29 - _ - _	\$607	\$751	\$777	36	36	29	42
V-42RP29 - _ - _	N/A	\$952	\$987	42	42	29	80
L-42RP29 - _ - _	\$734	\$851	\$881	42	42	29	80
V-48RP29 - _ - _	N/A	\$1,020	\$1,061	48	48	29	95
L-48RP29 - _ - _	\$794	\$910	\$947	48	48	29	95

**JUVENILE - 27" and 25" table heights available. Specify on order.**

**Add \$125 list upcharge for any special laminates.**

**Add \$80 list upcharge for quantities of less than 3 laminate tables.**

**See page 148 - 149 for Veneer and Laminate selections.**

# Hospitality Tops



top: L-E-3660, base: (2 each) MB-522



top: L-E-30R, base: MB-2222



top: L-3P-4242, base: MB-3030

### How To Order

1. Top Material	2. Edge	3. Solid Wood Edge - Veneer tops only available with edges A-E	4. 3mm Edges	5. Product Number
V Veneer L Laminate	HPL Self Edge S	A  SQUARE B  BULLNOSE C  TRADITIONAL D  THUMBNAIL E  BEVEL	3W (Wood) 3P (PVC)	See chart below. Must order base from next page.
L-S-3660P29	L-S-3660P29		L-3W-3660P29	L-S-3660P29

#### Rectangle



Model Number	PRICE			SPECIFICATIONS			
	HPL Self Edge & 3P (PVC)	3W (Wood Edge)	Edge Options A / B / C / D / E	Width	Depth	Height	Weight (lbs.)
__-__-2430	\$133	\$158	\$216	24	30		23
__-__-2436	\$149	\$174	\$231	24	36		27
__-__-3036	\$167	\$201	\$273	30	36		34
__-__-3048	\$214	\$257	\$334	30	48		45
__-__-3660	\$300	\$363	\$467	36	60		68
__-__-3672	\$340	\$414	\$550	36	72		81

#### Square



__-__-2424	\$113	\$133	\$177	24	24		18
__-__-3030	\$153	\$184	\$267	30	30		29
__-__-3636	\$197	\$237	\$317	36	36		41
__-__-4242	\$307	\$371	\$443	42	42		56
__-__-4848	\$314	\$380	\$497	48	48		70

#### Round



__-__-24R	\$150	\$184	\$233	24	24		18
__-__-30R	\$187	\$227	\$327	30	30		29
__-__-36R	\$250	\$303	\$467	36	36		41
__-__-42R	\$403	\$483	\$584	42	42		56
__-__-48R	\$434	\$517	\$627	48	48		72

After choosing top size, go to next page to order bases.

See page 148-149 for Veneer and Laminate selections.

#### PVC Edge Color Choices



462 - Slate

485 - Espresso

425 - Taupe

460 - Gray

420 - Beige

# Hospitality Bases

All Metal Table Bases are finished with a Black Wrinkle Finish.



MB-2222

MB-3030

MB-522

MB-28RD

MB-3030-BH

Model Number	PRICE	COMPATIBLE TABLES		SPECIFICATIONS			
		Requires <b>One</b> Base	Requires <b>Two</b> Bases	Height	Base Spread	Column Size	Weight (lbs.)
MB-2222	\$69	24 x 30, 24 x 24, 30 x 30, 24 dia., 30 dia.		28.5	22	3	14
MB-2230	\$78	24 x 36, 30x36, 30x48		28.5	30	3	23
MB-3030	\$86	36 x 36, 36 dia.		28.5	30	3	24
MB-3636	\$166	42 x 42, 48 x 48, 42 dia., 48 dia.		28.5	36	4	42
MB-522	\$67		30 x 48, 36 x 60, 36 x 72	28.5	22	3	14
MB-18RD	\$110	24 x 30, 24 x 24, 30 x 30, 24 dia., 30 dia.	30 x 48	29.125	18	3	34
MB-22RD	\$152	24 x 36, 30 x 36, 36 x 36, 36 dia.	36 x 60, 36 x 72	29.125	22	3	38
MB-28RD	\$208	42 x 42, 48 x 48, 42 dia., 48 dia.		29.25	28	4	24
BH Option (Bar Height)	\$58			40		3 or 4	+4 lbs.

All Metal Table Bases are finished with a Black Wrinkle Finish.