





Healthcare

100 & 500 Series

Available in Oak & Maple Wood



107



105US



507US



506





Key Features:

- Steam Bent Parts
- Solid Wood Corner Blocks



Nail Trim Option can be added to all models in this series with wood seats. "BNT" Brass (Standard); "ANT" Antique; "SNT" Stainless; "ONT" Oxford

See options pricing column below.

Model Number	PRICE							SPECIFICATIONS							
	All Wood	Fabric Grade 100/COM	Fabric Grade 200	Fabric Grade 300	Fabric Grade 400	Fabric Grade 500	Fabric Grade 600	Width	Depth	Height	Seat Depth	Seat Height	Arm Height	Weight (lbs.)	Fabric Yardage
 107	\$254							18	21.75	35	14.75	17.5		22	
107US		\$261	\$271	\$281	\$292	\$303	\$316	18	21.75	35	14.75	17.5		22	0.75
 105	\$324							23.5	23	35	15.75	17.5	26	28	
105US		\$336	\$347	\$359	\$371	\$383	\$398	23.5	23	35	15.75	17.5	26	28	0.875
 507	\$254							18	21.75	35	14.75	17.5		22	
507US		\$261	\$271	\$281	\$292	\$303	\$316	18	21.75	35	14.75	17.5		22	0.75
 506	\$324							23.5	23	35	15.75	17.5	26	28	
506US		\$336	\$347	\$359	\$371	\$383	\$398	23.5	23	35	15.75	17.5	26	28	0.875
 Nail Trim Option: BNT, ANT, SNT, & ONT Add to All Wood price.		\$39	\$43	\$47	\$51	\$57	\$61								0.5

Optional front leg caster available. Add \$37 list per set of 2 casters.

100 & 500 Series

Available in Oak & Maple Wood



507UBS



506UBS









507UBS-BS-30

Brass Channel standard. Stainless Steel available at no upcharge when specified on order.

Key Features:

- Steam Bent Parts
- Solid Wood Corner Blocks

Model Number	PRICE							SPECIFICATIONS							
	All Wood	Fabric Grade 100/COM	Fabric Grade 200	Fabric Grade 300	Fabric Grade 400	Fabric Grade 500	Fabric Grade 600	Width	Depth	Height	Seat Depth	Seat Height	Arm Height	Weight (lbs.)	Fabric Yardage
 507UB		\$303	\$310	\$316	\$322	\$330	\$338	18	21.75	35	14.75	17.5		24	0.5
 507UBS		\$324	\$340	\$357	\$374	\$393	\$415	18	21.75	35	14.75	17.5		24	0.75
 506UB		\$372	\$378	\$385	\$393	\$401	\$410	23.5	23	35	15.75	17.5	26	30	0.75
 506UBS		\$393	\$411	\$429	\$448	\$469	\$494	23.5	23	35	15.75	17.5	26	30	0.875
 507UB-BS-30		\$375	\$381	\$387	\$394	\$401	\$410	18	20.25	43	14.75	30		30	0.5
 507UBS-BS-30		\$396	\$412	\$428	\$445	\$464	\$486	18	20.25	43	14.75	30		30	0.75

Optional front leg casters available. Add \$37 list for a set of 2 casters. Not available on bar stools.

360 Series

Available in Oak & Maple Wood



360-1







360-2



360-3-A

Key Features:

- Flex-O-Lator Spring Seat
- Removable Seat and Back Covers
- Steel Support System

Model Number	PRICE							SPECIFICATIONS							
	All Wood	Fabric Grade 100/COM	Fabric Grade 200	Fabric Grade 300	Fabric Grade 400	Fabric Grade 500	Fabric Grade 600	Width	Depth	Height	Seat Depth	Seat Height	Arm Height	Weight (lbs.)	Fabric Yardage
 360-1		\$827	\$862	\$900	\$938	\$980	\$1,029	23.5	24.5	33.5	18.5	18	25.5	27	1.625
 360-2		\$1,244	\$1,314	\$1,391	\$1,467	\$1,550	\$1,648	43	24.5	33.5	18.5	18	25.5	43	3.25
 360-2-A		\$1,334	\$1,404	\$1,481	\$1,557	\$1,640	\$1,738	45	24.5	33.5	18.5	18	25.5	48	3.25
 360-3-A		\$2,092	\$2,197	\$2,311	\$2,426	\$2,551	\$2,697	66.5	24.5	33.5	18.5	18	25.5	69	4.875

360 Series

Available in Oak & Maple Wood









360-3-B

Key Features:

- Flex-O-Lator Spring Seat
- Removable Seat and Back Covers
- Steel Support System



Upholstered Arm Panel. Denote "UA" at end of model number. (i.e. 360-1-UA).

Model Number	PRICE							SPECIFICATIONS							
	All Wood	Fabric Grade 100/COM	Fabric Grade 200	Fabric Grade 300	Fabric Grade 400	Fabric Grade 500	Fabric Grade 600	Width	Depth	Height	Seat Depth	Seat Height	Arm Height	Weight (lbs.)	Fabric Yardage
 360-1-B		\$456	\$480	\$506	\$533	\$562	\$596	23.5	21	21.8	21	18	21.8	20	1
 360-2-B		\$795	\$843	\$897	\$949	\$1,007	\$1,074	43	21	21.8	21	18	21.8	32	2
 360-3-B		\$1,070	\$1,143	\$1,222	\$1,301	\$1,388	\$1,489	63.5	21	21.8	21	18	21.8	44	3
 360-CT	\$403							31	19	15				18	
 360-MT	\$337							20	19	15				15	
 Uph. Arm Panel		\$62	\$73	\$85	\$96	\$109	\$124							5	0.25

See page 148 - 149 for Veneer and Laminate selections.

430 Series

Available in Oak & Maple Wood



436-C



436US-C



436-BS-30-C

24" seat height available. Brass Channel standard. Stainless Steel available at no upcharge when specified on order.



436-3C



436-BS-30-3C

24" seat height available. Brass Channel standard. Stainless Steel available at no upcharge when specified on order.

Key Features:

- Steam Bent Parts
- Solid Wood Corner Blocks



Model Number	PRICE							SPECIFICATIONS							
	All Wood	Fabric Grade 100/COM	Fabric Grade 200	Fabric Grade 300	Fabric Grade 400	Fabric Grade 500	Fabric Grade 600	Width	Depth	Height	Seat Depth	Seat Height	Arm Height	Weight (lbs.)	Fabric Yardage
436-C	\$288							18	20.25	33	16	18		22	
436US-C		\$296	\$306	\$316	\$327	\$338	\$351	18	20.25	33	16	18		22	0.75
436-BS-30-C	\$352							18	21.5	43	16	30		27	
436US-BS-30-C		\$361	\$371	\$381	\$392	\$403	\$416	18	21.5	43	16	30		27	0.75
436-3C	\$288							18	20.25	33	16	18		22	
436US-3C		\$296	\$306	\$316	\$327	\$338	\$351	18	20.25	33	16	18		22	0.75
436-BS-30-3C	\$352							18	21.5	43	16	30		27	
436US-BS-30-3C		\$361	\$371	\$381	\$392	\$403	\$416	18	21.5	43	16	30		27	0.75

Optional front leg casters available. Add \$37 list for a set of 2 casters. Not available on bar stools.

470 Series

Available in Oak & Maple Wood



470-1



470-2



470-2-A



470-3



470-3-A

Key Features:

- Solid Wood Corner Blocks
- Flex-O-Lator Spring Seat
- Removable Seat and Back Covers

Model Number	PRICE							SPECIFICATIONS							
	All Wood	Fabric Grade 100/COM	Fabric Grade 200	Fabric Grade 300	Fabric Grade 400	Fabric Grade 500	Fabric Grade 600	Width	Depth	Height	Seat Depth	Seat Height	Arm Height	Weight (lbs.)	Fabric Yardage
470-1		\$1,031	\$1,064	\$1,100	\$1,136	\$1,176	\$1,221	27.3	24.8	34	18.5	18	25.5	37	1.25
470-2		\$1,760	\$1,826	\$1,897	\$1,970	\$2,049	\$2,141	49.5	24.8	34	18.5	18	25.5	54	2.5
470-3		\$2,428	\$2,526	\$2,634	\$2,743	\$2,861	\$2,999	72	24.8	34	18.5	18	25.5	69	3.75
470-2-A		\$2,019	\$2,085	\$2,157	\$2,229	\$2,308	\$2,400	50.8	24.8	34	18.5	18	25.5	59	2.5
470-3-A		\$2,968	\$3,067	\$3,175	\$3,283	\$3,402	\$3,540	74.5	24.8	34	18.5	18	25.5	82	3.75
Uph. Arm Cap (ea.)		\$35	\$40	\$46	\$51	\$58	\$65							1.5	0.25

470 Series

Available in Oak & Maple Wood



470-B-2448US-18







470-T-2424P18



470-T-2448P18

Key Features:

- Solid Wood Corner Blocks
- Flex-O-Lator Spring Seat
- Removable Seat and Back Covers.

Model Number	PRICE							SPECIFICATIONS							
	All Wood	Fabric Grade 100/COM	Fabric Grade 200	Fabric Grade 300	Fabric Grade 400	Fabric Grade 500	Fabric Grade 600	Width	Depth	Height	Seat Depth	Seat Height	Arm Height	Weight (lbs.)	Fabric Yardage
 470-B-2424US-18		\$510	\$526	\$544	\$561	\$580	\$602	24	24	18				24	0.75
 470-B-2448US-18		\$666	\$697	\$732	\$767	\$804	\$848	24	48	18				34	1.5
 470-T-2424P18	\$624							24	24	18				28	
 470-T-2448P18	\$733							24	48	18				38	

See page 148 - 149 for Veneer and Laminate selections.

620 Series

Available in Beech & Maple Wood



623



623-BS-30
24" seat height available. Brass Channel standard. Stainless Steel available at no upcharge when specified on order.



623-BS-30-A
24" seat height available. Brass Channel standard. Stainless Steel available at no upcharge when specified on order.



621

Key Features:

- Solid Wood Corner Blocks
- Flex-O-Lator Spring Seats



Fully upholstered back for a crisp, tailored appearance.



Durable interlocking corner block and rail joint produces superior strength.



Model Number	PRICE							SPECIFICATIONS							
	All Wood	Fabric Grade 100/COM	Fabric Grade 200	Fabric Grade 300	Fabric Grade 400	Fabric Grade 500	Fabric Grade 600	Width	Depth	Height	Seat Depth	Seat Height	Arm Height	Weight (lbs.)	Fabric Yardage
623		\$375	\$403	\$435	\$467	\$502	\$542	18.5	22	33.75	17	18		21	2.125
623-BS-30		\$412	\$441	\$473	\$504	\$539	\$580	18.5	22	44.5	17	30		28	2.125
623-BS-30-A		\$439	\$468	\$500	\$531	\$566	\$607	23.25	22	44.5	17	30	37.75	32	2.125
621		\$402	\$433	\$467	\$501	\$538	\$581	25.5	22.5	33.75	17	18	26	24	2.25

620 Series

Available in Beech & Maple Wood

HEALTHCARE



S-623-18



S-623-30

24" seat height available. Brass Channel standard. Stainless Steel available at no upcharge when specified on order.

Key Features:

- Solid Wood Corner Blocks

620 Series



Model Number	PRICE							SPECIFICATIONS							
	All Wood	Fabric Grade 100/COM	Fabric Grade 200	Fabric Grade 300	Fabric Grade 400	Fabric Grade 500	Fabric Grade 600	Width	Depth	Height	Seat Depth	Seat Height	Arm Height	Weight (lbs.)	Fabric Yardage
S-623-18		\$277	\$300	\$323	\$348	\$373	\$404	18	18	18	18	18		30	2
S-623-30		\$333	\$351	\$371	\$392	\$414	\$440	18.5	18.5	30	16.5	30		22	1

650 Series

Available in Maple Wood



653US



657US



654UBS







658UBS

Key Features:

- Steam Bent Parts
- Solid Wood Corner Blocks
- Flex-O-Lator Spring Seats



Durable interlocking corner block and rail joint produces superior strength.

Model Number	PRICE							SPECIFICATIONS							
	All Wood	Fabric Grade 100/COM	Fabric Grade 200	Fabric Grade 300	Fabric Grade 400	Fabric Grade 500	Fabric Grade 600	Width	Depth	Height	Seat Depth	Seat Height	Arm Height	Weight (lbs.)	Fabric Yardage
 653US		\$438	\$457	\$478	\$500	\$522	\$550	18.75	21	34.5	17	18		25	0.875
 657US		\$487	\$506	\$527	\$549	\$571	\$599	21.75	22.5	35	18.5	18	26	28	0.875
 654UBS		\$449	\$471	\$496	\$520	\$547	\$578	18.75	21	34.5	17	18		25	1.25
 658UBS		\$503	\$531	\$562	\$593	\$625	\$665	21.75	22.5	35	18.5	18	26	28	1.5